

DAMASCO

PAOLA NAVONE





Modello: modello componibile.

Struttura: struttura in multistrato fenolico ed essenza di abete. Telaio sedile in abete. Scivoli in polipropilene.

Imbottitura: imbottitura in poliuretano espanso a densità differenziata con rivestimento in fibra acrilica.

Rivestimento: rivestimento con cuciture a filo vivo.

Disponibile solo in pelli morbide.

Model: modular article.

Frame: structure in phenolic plywood and fir essence. Seat frame in fir. Polypropylene slides.

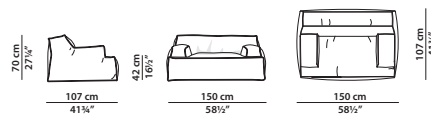
Filling: differentiated density polyurethane foam filling with acrylic fibre cover.

Upholstery: leather upholstery with sharp edge stitching.

Available in soft leathers only.

150 x 107 h70 cm - 58½ x 41¾ h27¼"

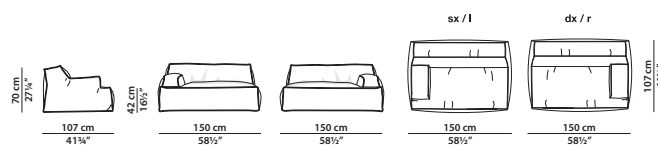
Love Seat.



150 x 107 h70 cm - 58½ x 41¾ h27¼"

Elemento con bracciolo dx/sx.

Module with r/l armrest.



150 x 107 h70 cm - 58½ x 41¾ h27¼"

Elemento centrale.

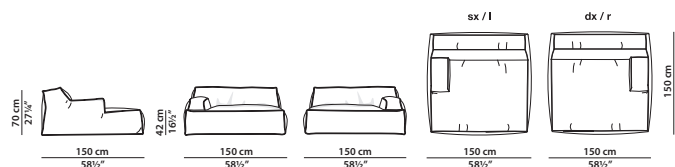
Central module.



150 x 150 h70 cm - 58½ x 58½ h27¼"

Dormeuse con bracciolo dx/sx.

Dormeuse with r/l armrest.



110 x 110 h40 cm - 43 x 43 h15½"

Pouf.

