



Struttura: in legno multistrato di vari spessori. Preparazione della struttura sedile in poliuretano espanso ad alta resilienza composta da numerosi strati di quote differenziate. La struttura del sedile è rivestita da un trapuntino di piuma d'oca canalizzata ad alto spessore, per conferire grande soffici   ed aumentare il comfort. La piuma   sottoposta a regolare trattamento di bonifica igienico-sanitaria come stabilito da Regolamento CE 1069/2009 (certificata Assopiuma, Etichetta Oro). Successivamente il trapuntino   rivestito da fibra termolegata traspirante accoppiata con tela di cotone bianca anallergica. Preparazione della struttura dei braccioli e degli schienali in poliuretano espanso a quote differenziate ad alta densit , successivamente rivestiti con un trapuntino di fibra poliestere termolegata traspirante accoppiata con tela di cotone bianca. Tutti i materiali impiegati per realizzare il trapuntino sono anallergici. La confezione di tutte le fodere (sedile/schiena/braccioli)   caratterizzata da cuciture asimmetriche che uniscono, attraverso una caratteristica doppia cucitura, le varie parti di tessuto o pelle precedentemente accoppiate ad una fibra termolegata con la tela di cotone bianca.

La particolare confezione   contraddistinta ulteriormente da un profilo, che esalta il grafismo couture, tratto distintivo del sistema.

Cuscineria: imbottitura cuscini schienali in piuma d'oca canalizzata con inserto in poliuretano espanso ad alta resilienza in materiale termosensibile.

Sfoderabilit : completamente sfoderabile in tutte le versioni (tessuto o pelle).

Piedini: principali e portanti in estruso di alluminio cromato oppure verniciato colore Black Coffee con finitura lucida anti-touch. L'appoggio a terra   inoltre garantito da piedini in metallo verniciati lucido anti-touch color nero. Scivolante protettivo in SEBS e polietilene di colore nero.

Pouf Ø 104, 84 e 64 cm: base in metallo finitura Cromo o verniciato colore Black Coffee con finitura lucida anti-touch. Appoggio a terra mezzo ruote con struttura in nylon e gomma in poliuretano termoplastico.

Per facilitare la sfoderabilit  e la consegna, gli schienali e i braccioli sono sfilabili dalla base tramite un sistema di innesto e sgancio rapido, prima rimuovere i piedini.

Structure: in plywood of various thicknesses. The seat structure is made of numerous layers of variable-density high-resilience polyurethane foam. Seat structure is covered in lightweight quilted material filled with high-loft channelled goose-down padding, to lend greater softness and increase comfort. The down undergoes routine sanitization as specified in EC Regulation No. 1069/2009 (Assopiuma Gold Label certified). The quilted padding is then encased in breathable heat-bonded fibre laminated to white hypoallergenic cotton fabric. The armrest and backrest structures are composed of variable-density high-resilience polyurethane foam, then encased in quilted breathable heat-bonded polyester fibre laminated to white cotton canvas fabric. All materials employed in manufacturing the quilted padding are hypoallergenic. Tailoring of all the upholstery (seat/backrest/armrests) is characterised by asymmetrical double-stitched seams that join the various pieces of fabric or leather previously laminated to heat-bonded fibre with the white cotton fabric.

This singular tailoring process is further distinguished by piping, which enhances the haute couture aspect of the workmanship, a distinctive trait of the system.

Cushions: backrest cushion padding in channelled goose down with insert in high-resilience polyurethane foam encased in temperature-sensitive material.

Covers: upholstery is completely removable in all versions (fabric and leather).

Feet: primary and weight-bearing, in extruded chromed aluminium or varnished polished Black Coffee colour with glossy anti-fingerprint finish. Support is further guaranteed by metal feet with varnished polished anti-fingerprint black colour finish. Black protective SEBS and polyethylene glides.

Ottomans Ø 104, 84 e 64 cm: base in metal Chrome finish or varnished polished Black Coffee colour with glossy anti-fingerprint finish. Rests on castors with structure in nylon and thermoplastic polyurethane rubber.

To facilitate transport and upholstery removal, the backrests and armrests can be removed from the base through a system of quick set and release closures; remove the feet first.

Struktur: Aus Sperrholz mit unterschiedlichen St rken. Polsterung der Struktur der Sitzfl che aus hochwiderstandsf higem PU-Schaum, der aus zahlreichen Schichten mit differenzierter Dichte besteht. Die Struktur der Sitzfl che verf gt  ber eine gesteppte Polsterung mit Daunenf llung mit Kammern und Innenstegen mit hoher St rke f r weiche Kissen und mehr Sitzkomfort. Die Daunen werden nach Vorgabe der Verordnung (EU) 1069/2009 unterzogen (zertifiziert Assopiuma, "Goldenes Etikett") ordnungsgem  sterilisiert. Die gesteppte Polsterung verf gt  ber eine zus tzliche Polsterung aus atmungsaktiver, thermobondierter Faser mit Bezug aus wei er, antiallergischer Baumwolle. Polsterung die Struktur der Armlehnen und R ckenlehnen aus PU-Schaum mit differenzierter, hoher Dichte und zus tzlicher Polsterung aus atmungsaktiver, thermobondierter Polyesterfaser mit Bezug aus wei er Baumwolle. Alle, f r die gesteppte Polsterung verwendeten Materialien sind antiallergisch.

Die Konfektionierung aller Bez ge (Sitz/R ckenlehne/Armlehnen) ist durch asymmetrische N hte charakterisiert, die die verschiedenen, auf eine Unterlage aus thermobondierter Faser mit Bezug aus wei er Baumwolle aufgebrachten Stoff- oder Lederteile mit der charakteristischen Doppelnaht miteinander verbinden.

Die besondere Konfektionierung zeichnet sich au erdem durch ihr Couture-Design aus, das ein Erkennungsmerkmal dieses Sofasystems ist.

Kissen: F llung der R ckenkissen mit gesteppter Daunenf llung mit Kammern und Innenstegen und Einsatz aus hochwiderstandsf higem PU-Schaum aus thermosensitivem Material.

Abziehbarkeit: Komplet abziehbar in allen Versionen (Stoff oder Leder).

F  e: Tragende Hauptf  e aus extrudiertem, verchromtem Aluminium, oder mit gl nzender Anti-Touch-Lackierung in der Farbe Black Coffee. Auflage auf dem Boden mit Metallf  en mit gl nzender Anti-Fingerprint-Lackierung in der Farbe Schwarz. Schutzgleiter aus SEBS und Polyethylen in Schwarz.

Hocker Ø 104, 84 e 64 cm: Basis aus Metall mit verchromter Oberfl che oder mit gl nzender Anti-Touch-Lackierung in der Farbe Black Coffee. Auflage auf dem Boden mit Rollen mit Nylonstruktur und thermoplastischem Polyurethan-Gummi.

F r ein einfaches Abziehen vom Bezug und Transportieren des Sofas k nnen die R ckenlehnen und Armlehnen mit einem Schnellkupplungssystem vom Untergestell abgenommen werden, bevor die F  e abgenommen werden.

Structure : en bois multiplis de diff rentes  paisseurs. Pr paration de la structure de l'assise en mousse polyur thane haute r silience compos e de plusieurs couches   densit  diff renci e. La structure de l'assise est recouverte d'un rembourrage en plume d'oie cloisonn e de forte  paisseur qui lui apporte plus de moelleux et de confort. La plume est soumise   un traitement d'assainissement conform ment au r glement CE 1069/2009 (Certifi e Assopiuma, Label Or). Le rembourrage est ensuite recouvert d'un tissu multicouche en fibre thermocoll e respirante et toile en coton blanc hypoallerg nique. Pr paration de la structure des accoudoirs et des dossiers en mousse polyur thane   densit  diff renci e haute densit , recouverte ensuite d'un tissu multicouche matelass  en fibre de polyester thermocoll e respirante et toile en coton blanc. Tous les mat riaux utilis s pour r aliser ce rembourrage sont hypoallerg niques. La confection de toutes les housses (assise/ dossier/accoudoirs) est caract ris e par des coutures asym triques qui unissent les diff rentes pi ces de tissu ou de cuir pr alablement coupl es   un tissu multicouche en fibre thermocoll e et toile en coton blanc, au moyen d'une double surpiq re caract ristique. Cette confection particuli re se d marque  galement par un passepoil qui met en valeur le style haute couture du syst me.

Coussins : rembourrage des coussins de dossier en plume d'oie cloisonn e avec insert en mousse polyur thane haute r silience en mat riaux termosensibles.

D houssage : enti rement d houssable dans toutes les versions (tissu ou cuir).

Pieds : principaux et porteurs en aluminium extrud  Chrom  ou peint couleur Black Coffee finition brillante anti-traces, termin s par des embouts de pieds en m tal peint en noir brillant anti-traces. Patins glisseurs en SEBS et poly thyl ne noir.

Pouf Ø 104, 84 e 64 cm : base en m tal finition Chrome ou peint couleur Black Coffee finition brillante anti-traces. Repose sur des roues avec une structure en nylon et polyur thane thermoplastique.

Pour faciliter le d houssage et la livraison, les dossiers et les accoudoirs peuvent  tre retir s du pi tement gr ce   un syst me d'enclenchement et de d enclenchement rapide ; commencer par enlever les pieds.

Minotti

AVVERTENZE SULLA CONFEZIONE DELLA FODERA YVES SOFÀ

A) rivestimento completamente in tessuto o in pelle;
B) rivestimento struttura schienale e braccioli in pelle cat. Pelle Nature; sedile e cuscini schienale in tessuto.

AVVERTENZE SUL LAVAGGIO DELLE FODERE

Data la particolare confezione delle fodere, per tutti i tessuti indoor in Collezione e per qualsiasi tipologia di tessuto cliente (compresi quelli lavabili ad acqua), si raccomanda esclusivamente un lavaggio a secco extra soft con azione meccanica ridotta. Non utilizzare asciugatrice.

OPZIONE ALTEZZA PIEDINI

A richiesta sono disponibili, con sovrapprezzo, piedini H 10,5 cm ovvero più alti di 4 cm rispetto ai piedini di serie.

INFORMATION REGARDING UPHOLSTERY AND COVERS YVES SOFÀ

A) upholstery is completely in fabric or in leather;
B) upholstery of the backrest structure and armrests is in cat. Nature Leather; seat structure and backrest cushions in fabric.

COVER WASHING INSTRUCTIONS

Due to the special crafting process used to make the covers, only extra-soft dry cleaning with reduced mechanical action is recommended for all indoor fabrics in the Collection and for any type of customer fabric (including water-washable fabrics). Do not tumble dry.

FEET HEIGHT OPTIONS

Available upon request, 10,5 cm high feet, with surcharge; 4 cm higher than the standard feet.

HINWEISE ZUR KONFEKTIONIERUNG DES BEZUGS YVES SOFÀ

A) Bezug komplett aus Stoff oder Leder;
B) Bezug die Struktur der Rückenlehne und der Armlehne aus Leder der Kat. Leder Nature. Sitzstruktur und Rückenkissen mit Stoffbezug.

HINWEISE ZUR REINIGUNG DER BEZÜGE

Aufgrund der besonderen Anfertigung der Bezüge wird für alle Indoor-Stoffe der Kollektion und jede Art von Kundenstoff (auch wenn mit Wasser waschbar) ausschließlich eine extra-sanfte Trockenreinigung mit geringer mechanischer Einwirkung empfohlen. Nicht in den Trockner geben.

OPTION HÖHE DER FÜSSE

Auf Anfrage hin ist, mit Aufpreis, die 10,5 cm hohe Füße erhältlich, also 4 cm höher als die serienmäßige Ausführung.

PRÉCISIONS CONCERNANT LA CONFECTION DU REVÊTEMENT YVES SOFÀ

A) revêtement entièrement en tissu ou en cuir;
B) revêtement structure dossier et accoudoirs en cuir cat. Cuir Nature; assise et coussins de dossier en tissu.

AVERTISSEMENTS RELATIF AU NETTOYAGE DES HOUSSES

Compte tenu du mode de confection particulier des housses, pour tous les tissus intérieurs de la Collection ainsi que pour toute typologie de tissu client (y compris ceux lavables à l'eau), il est conseillé de procéder exclusivement à un nettoyage à sec ultra délicat avec action mécanique réduite. Ne pas mettre au sèche-linge.

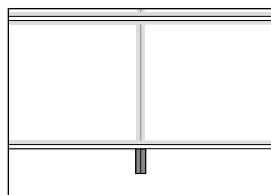
OPTION HAUTEUR DES PIEDS

Des pieds H 10,5 cm, à savoir 4 cm plus hauts que les pieds de série, sont disponibles sur demande, avec supplément.

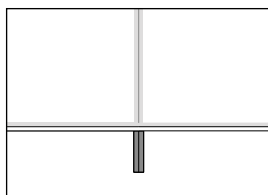
YVES SOFÀ

ALTEZZA PIEDINI | FEET HEIGHT

PIEDINI | FEET **CM 6,5**



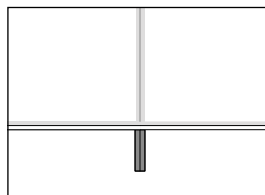
PIEDINI | FEET **CM 10,5**



YVES SOFÀ LOUNGE

ALTEZZA PIEDINI | FEET HEIGHT


PIEDINI | FEET **CM 10,5**



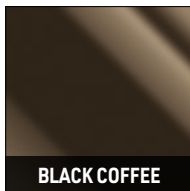
POUF | OTTOMANS

BASE BASE

METALLO METAL




**CROMO
CHROME**



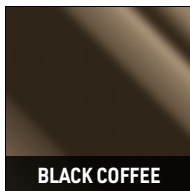
BLACK COFFEE

PIEDINI FEET

METALLO LUCIDO POLISHED METAL



**CROMO
CHROME**




BLACK COFFEE

VERSIONE **CROMO** CHROME VERSION



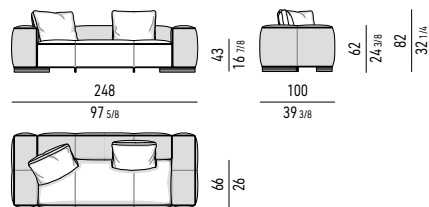
VERSIONE **BLACK COFFEE** BLACK COFFEE VERSION



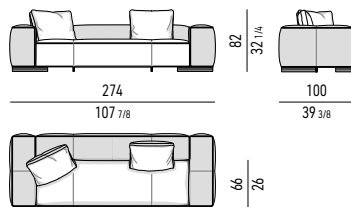
YVES SOFÀ

DIVANI | SOFAS

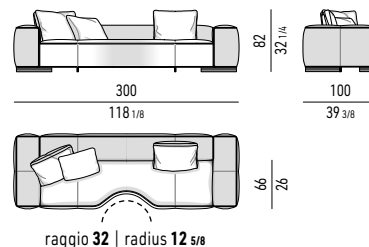
SOFÀ DIVANO CM 248X100
SOFÀ SOFA CM 248X100



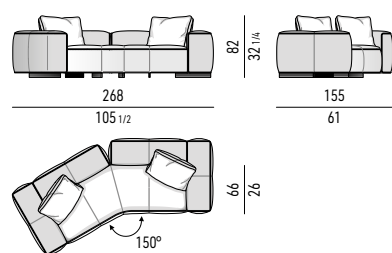
SOFÀ DIVANO CM 274X100
SOFÀ SOFA CM 274X100



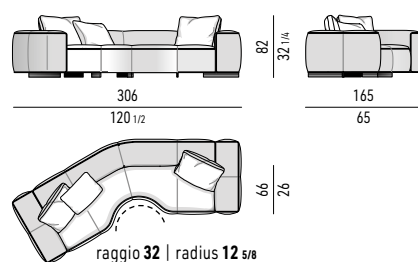
SOFÀ DIVANO CM 300X100
SOFÀ SOFA CM 300X100



SOFÀ DIVANO INCLINATO CM 268X155
SOFÀ INCLINED SOFA CM 268X155

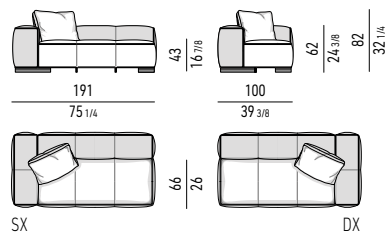


SOFÀ DIVANO INCLINATO CM 306X165
SOFÀ INCLINED SOFA CM 306X165

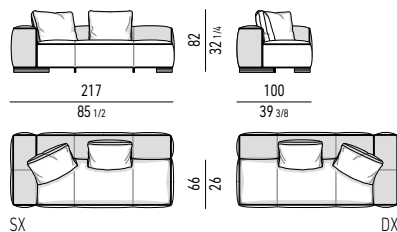


ELEMENTI TERMINALI | ELEMENTS WITH 1 ARMREST

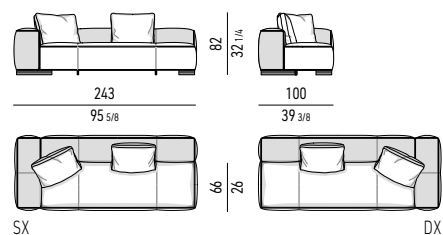
SOFÀ ELEMENTO TERMINALE CM 191X100
SOFÀ ELEMENT WITH 1 ARMREST CM 191X100



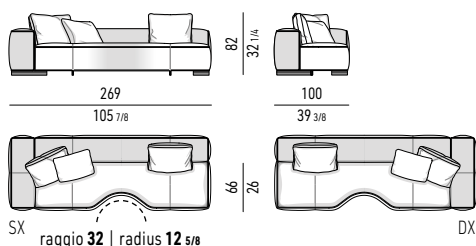
SOFÀ ELEMENTO TERMINALE CM 217X100
SOFÀ ELEMENT WITH 1 ARMREST CM 217X100



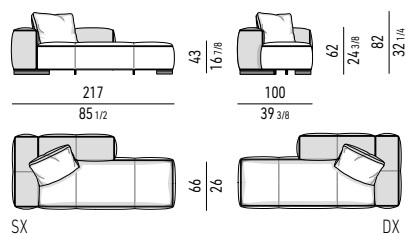
SOFÀ ELEMENTO TERMINALE CM 243X100
SOFÀ ELEMENT WITH 1 ARMREST CM 243X100



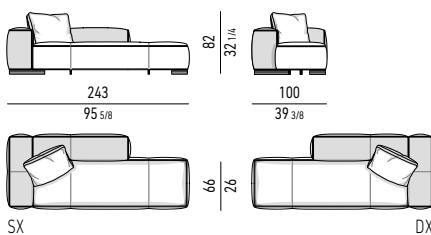
SOFÀ ELEMENTO TERMINALE CM 269X100
SOFÀ ELEMENT WITH 1 ARMREST CM 269X100



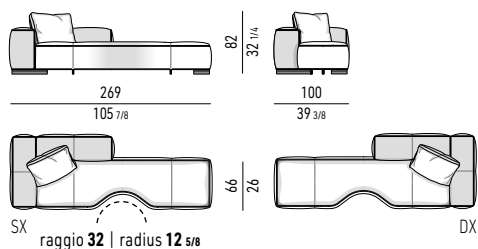
SOFÀ ELEMENTO TERMINALE PENISOLA CM 217X100
SOFÀ OPEN-END ELEMENT WITH 1 ARMREST CM 217X100



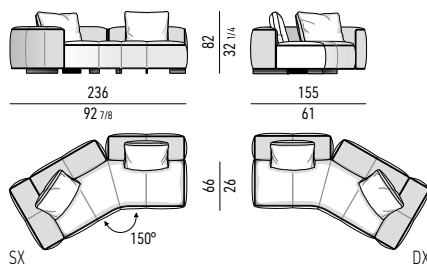
SOFÀ ELEMENTO TERMINALE PENISOLA CM 243X100
SOFÀ OPEN-END ELEMENT WITH 1 ARMREST CM 243X100



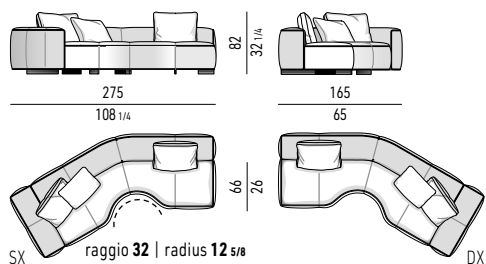
SOFÀ ELEMENTO TERMINALE PENISOLA CM 269X100
SOFÀ OPEN-END ELEMENT WITH 1 ARMREST CM 269X100



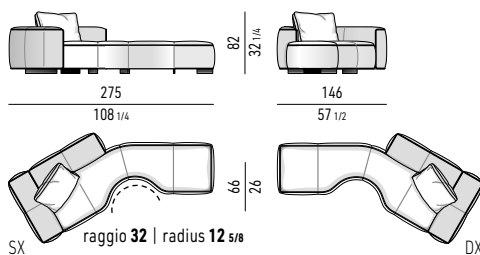
SOFÀ ELEMENTO TERMINALE INCLINATO CM 236X155
SOFÀ INCLINED ELEMENT WITH 1 ARMREST CM 236X155



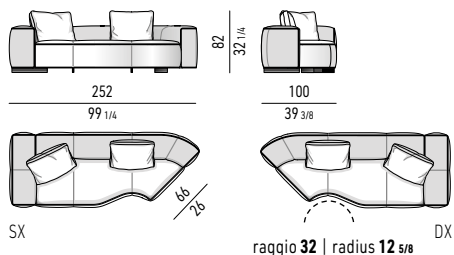
SOFÀ ELEMENTO TERMINALE INCLINATO CM 275X165
SOFÀ INCLINED ELEMENT WITH 1 ARMREST CM 275X165



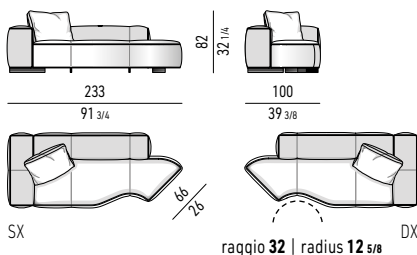
SOFÀ ELEMENTO TERMINALE INCLINATO PENISOLA CM 275X146
SOFÀ INCLINED OPEN-END ELEMENT WITH ARMREST CM 275X146



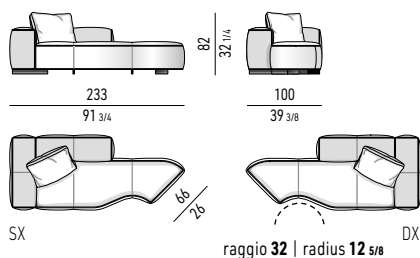
SOFÀ ELEMENTO TERMINALE INCLINATO CM 252X100
SOFÀ INCLINED ELEMENT WITH 1 ARMREST CM 252X100



SOFÀ ELEMENTO TERMINALE INCLINATO CM 233X100
SOFÀ INCLINED ELEMENT WITH 1 ARMREST CM 233X100

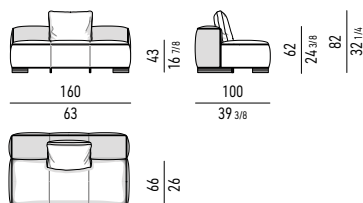


SOFÀ ELEMENTO TERMINALE INCLINATO PENISOLA CM 233X100
SOFÀ INCLINED OPEN-END ELEMENT WITH ARMREST CM 233X100

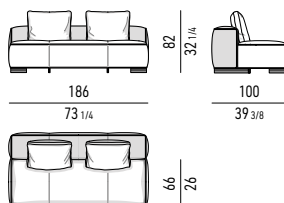


ELEMENTI CENTRALI | CENTRAL ELEMENTS

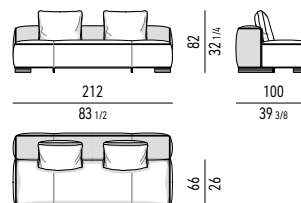
SOFÀ ELEMENTO CENTRALE CM 160X100
SOFÀ CENTRAL ELEMENT CM 160X100



SOFÀ ELEMENTO CENTRALE CM 186X100
SOFÀ CENTRAL ELEMENT CM 186X100

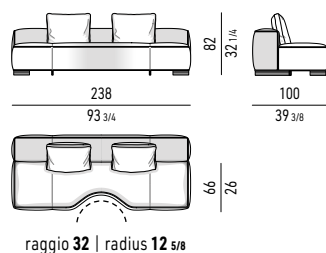


SOFÀ ELEMENTO CENTRALE CM 212X100
SOFÀ CENTRAL ELEMENT CM 212X100

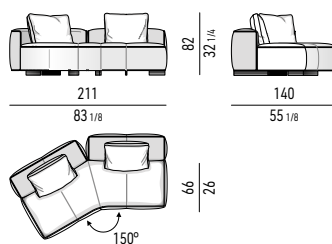


Minotti

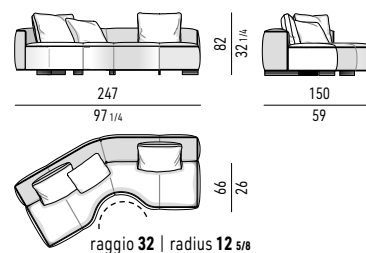
SOFÀ ELEMENTO CENTRALE CM 238X100
SOFÀ CENTRAL ELEMENT CM 238X100



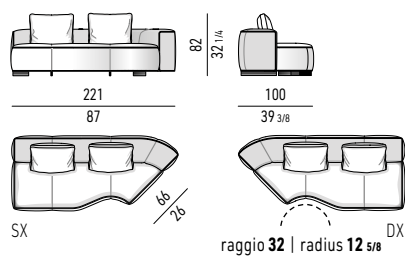
SOFÀ ELEMENTO CENTRALE INCLINATO CM 211X140
SOFÀ INCLINED CENTRAL ELEMENT CM 211X140



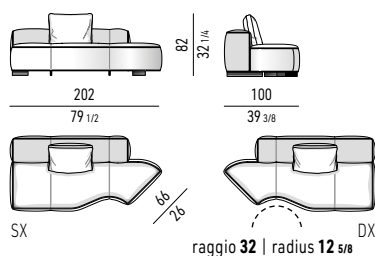
SOFÀ ELEMENTO CENTRALE INCLINATO CM 247X150
SOFÀ INCLINED CENTRAL ELEMENT CM 247X150



SOFÀ ELEMENTO CENTRALE INCLINATO CM 221X100
SOFÀ INCLINED CENTRAL ELEMENT CM 221X100

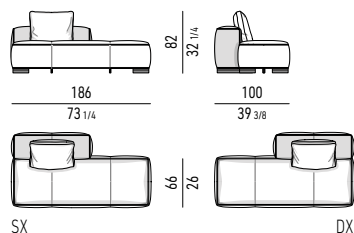


SOFÀ ELEMENTO CENTRALE INCLINATO CM 202X100
SOFÀ INCLINED CENTRAL ELEMENT CM 202X100

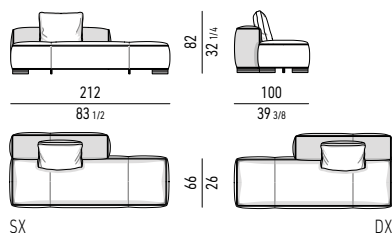


ELEMENTI PENISOLA | OPEN-END ELEMENTS

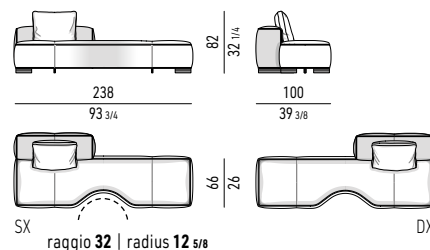
SOFÀ ELEMENTO PENISOLA CM 186X100
SOFÀ OPEN-END ELEMENT CM 186X100



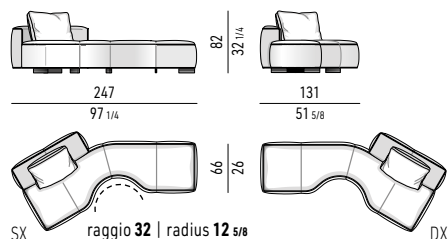
SOFÀ ELEMENTO PENISOLA CM 212X100
SOFÀ OPEN-END ELEMENT CM 212X100



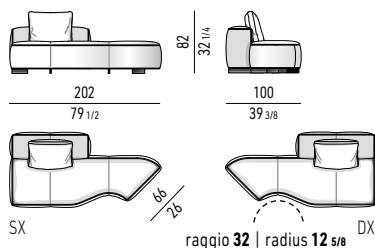
SOFÀ ELEMENTO PENISOLA CM 238X100
SOFÀ OPEN-END ELEMENT CM 238X100



SOFÀ ELEMENTO PENISOLA INCLINATO CM 247X131
SOFÀ INCLINED OPEN-END ELEMENT CM 247X131

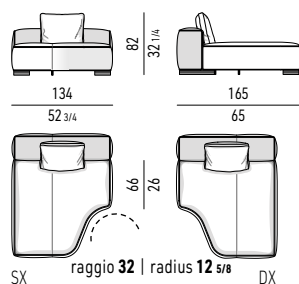


SOFÀ ELEMENTO PENISOLA INCLINATO CM 202X100
SOFÀ INCLINED OPEN-END ELEMENT CM 202X100



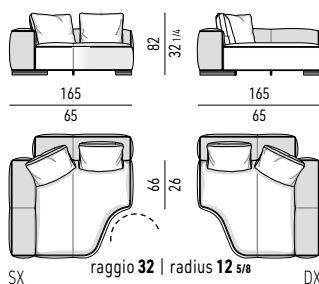
COUCH

SOFÀ COUCH CM 134X165
SOFÀ COUCH CM 134X165



CHAISE-LONGUE

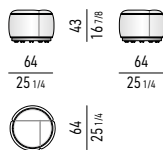
SOFÀ CHAISE-LONGUE CM 165X165
SOFÀ CHAISE-LONGUE CM 165X165



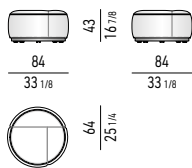
Minotti

POUF | OTTOMANS

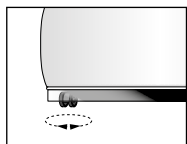
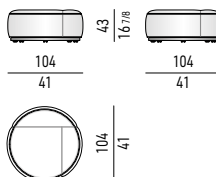
POUF Ø CM 64
OTTOMAN Ø CM 64



POUF Ø CM 84
OTTOMAN Ø CM 84

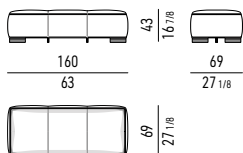


POUF Ø CM 104
OTTOMAN Ø CM 104

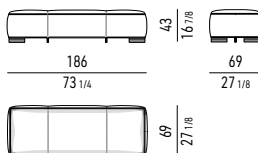


APPOGGIO A TERRA TRAMITE 5 RUOTE CON MOVIMENTO GIREVOLE A 360°.
RESTS ON 5 CASTERS WITH 360° SWIVEL

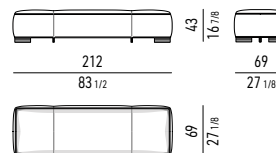
SOFA POUF CM 160X69
SOFA OTTOMAN CM 160X69



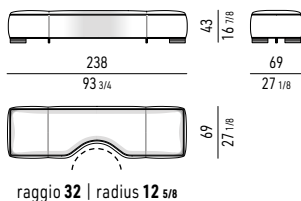
SOFA POUF CM 186X69
SOFA OTTOMAN CM 186X69



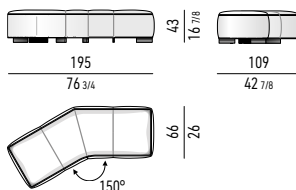
SOFA POUF CM 212X69
SOFA OTTOMAN CM 212X69



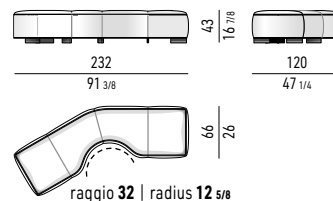
SOFA POUF CM 238X69
SOFA OTTOMAN CM 238X69



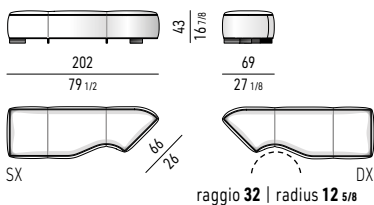
SOFA POUF INCLINATO CM 195X109
SOFA INCLINED OTTOMAN CM 195X109



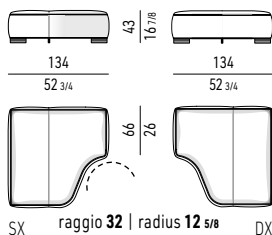
SOFA POUF INCLINATO CM 232X120
SOFA INCLINED OTTOMAN CM 232X120



SOFA POUF INCLINATO CM 202X69
SOFA INCLINED OTTOMAN CM 202X69

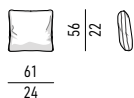


SOFA POUF CHAISE-LONGUE CM 134X134
SOFA CHAISE-LONGUE OTTOMAN CM 134X134

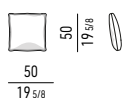


CUSCINI OPTIONAL | OPTIONAL CUSHIONS

CUSCINO SCHIENALE OPTIONAL CM 61X56
OPTIONAL BACKREST CUSHION CM 61X56



CUSCINO OPTIONAL CM 50X50
OPTIONAL CUSHION CM 50X50

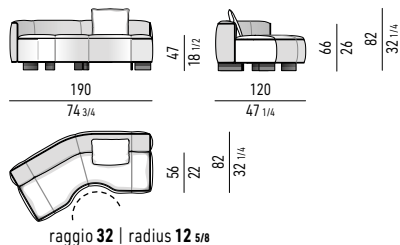


YVES SOFÀ LOUNGE

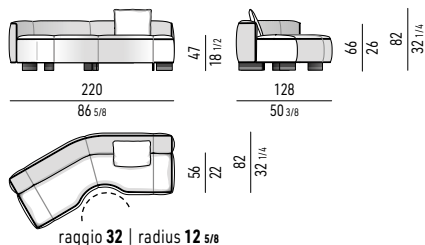
DIVANI | SOFAS

PROFONDITÀ DI SEDUTA | SEAT DEPTH **CM 56**
 ALTEZZA DI SEDUTA | SEAT HEIGHT **CM 47**

SOFÀ LOUNGE DIVANO CM 190X120
SOFÀ LOUNGE SOFA CM 190X120



SOFÀ LOUNGE DIVANO CM 220X128
SOFÀ LOUNGE SOFA CM 220X128



RAPPORTO DI ALTEZZA TRA PRODOTTI | HEIGHT COMPARE BETWEEN PRODUCTS

